





# CLASSIC™

POSITIONED TO SERVE COST-CONSCIOUS CUSTOMERS

**CAPACITIES:**  
**LIFTING - 39,000 lbs.**  
**LOAD - 140,000 lbs.**  
**SIDE LOAD - 27,000 lbs.**

LEG PART NUMBERS  
(STANDARD CONFIGURATIONS)

TRAVEL	PART NO.	DESCRIPTION	FOOT OPTIONS / PART NO.
17"	LG2T01-710000000	Universal Mtg. Standard SS LH Leg	 <b>4.5" STANDARD SS</b> LG0078-01 - Kit w/Axle 50616001 - Shoe Only
17"	LG2T01-720000000	Universal Mtg. Standard SS RH Leg (Gear)	
17"	LG2T03-710000000	Universal Mtg. Low Profile SS LH Leg	 <b>2" LOW-PROFILE SS</b> LG0079-02 - Kit w/Axle 50616008 - Shoe Only
17"	LG2T03-720000000	Universal Mtg. Low Profile SS RH Leg (Gear)	
17"	LG2T0Z-710000000	Universal Mtg. RCF LH Leg	 <b>REMOVABLE CUSHION FOOT</b> 716059
17"	LG2T0Z-720000000	Universal Mtg. RCF RH Leg (Gear)	

**LEAD TIME:** For container load orders - 10 weeks (480 legs per load). For skid qty. orders (20) - immediate warehouse availability.

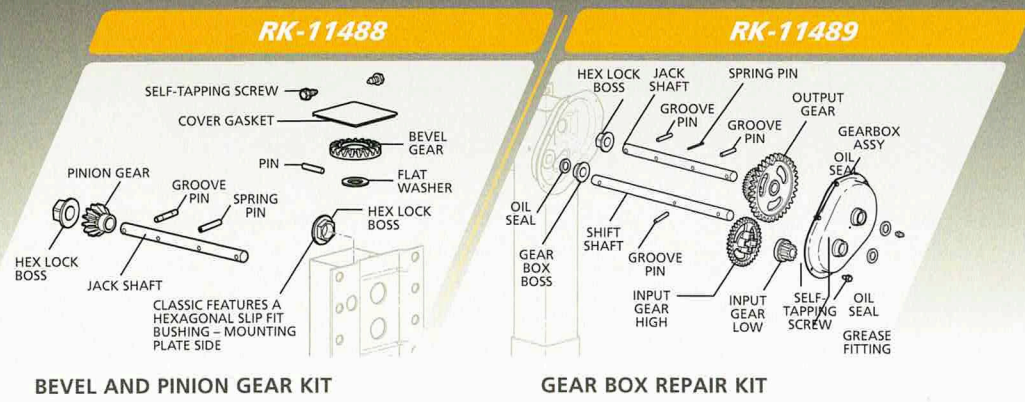
ALL HOLLAND CLASSIC, ATLAS, AND MARK V LANDING GEAR ARE STANDARD WITH BLACK ARMOUR CORROSION PROTECTION



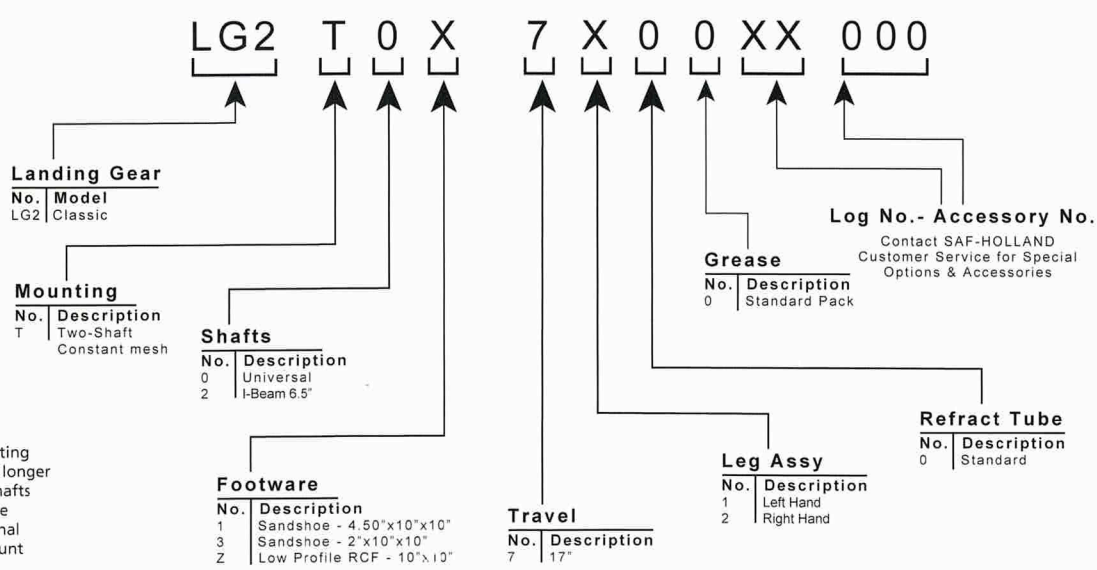
**CLASSIC AND ATLAS 55/65 HARDWARE OPTIONS:**

LG0094	50644000	LG2789
		
CROSS SHAFT	CRANK HANDLE	HARDWARE KIT

REBUILD AND HARDWARE KITS  
(OPTIONAL CONFIGURATIONS)



LEG PART NUMBER ORDER GUIDE  
(OPTIONAL CONFIGURATIONS)



Universal mounting model provides longer shift and jack shafts to accommodate both conventional and reverse mount replacements.

See XL-LG11389PM Parts Catalog for dimensions and mounting distances

**CALL TODAY! 800.876.3929**



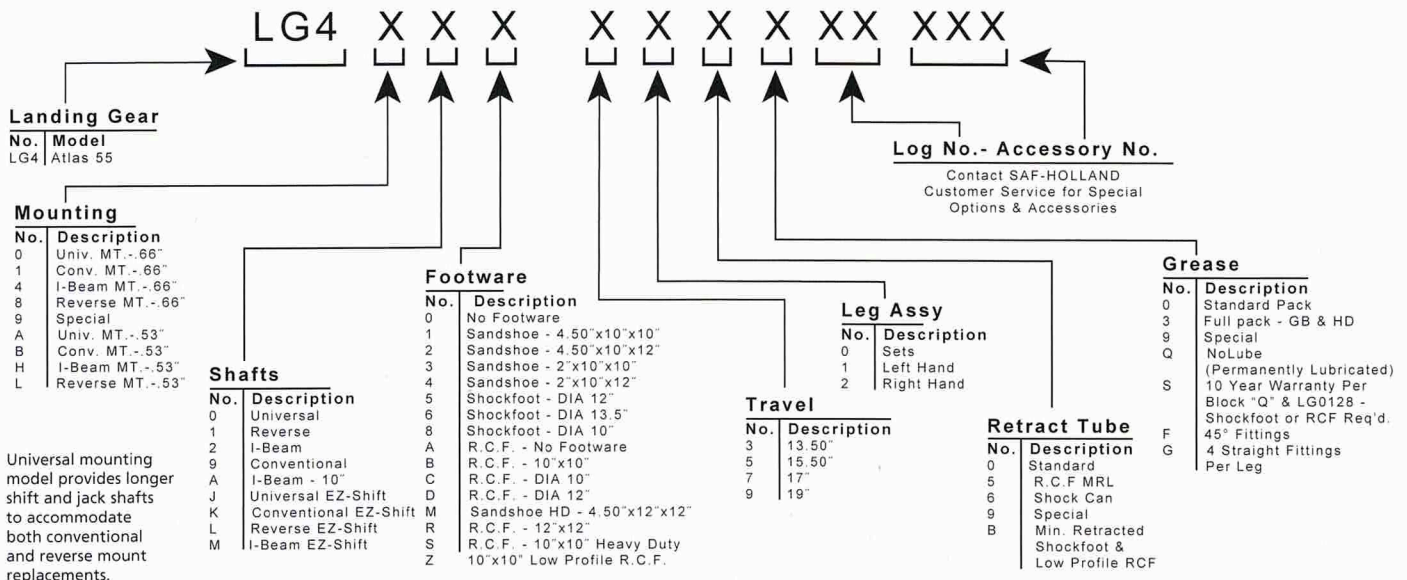
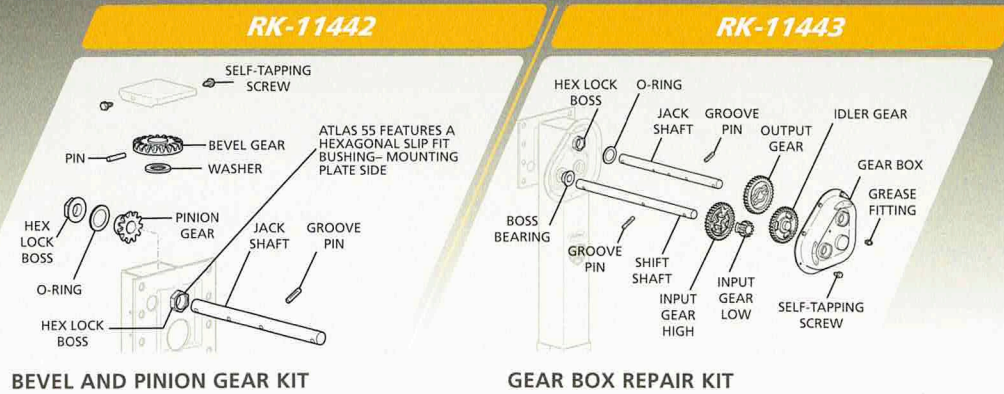
# ATLAS 55™

COMBINES LIGHTWEIGHT WITH THE TOUGHNESS TO HANDLE THE BIG LOADS.

**CAPACITIES:**  
**LIFTING - 55,000 lbs.**  
**LOAD - 170,000 lbs.**  
**SIDE LOAD - 30,000 lbs.**

TRAVEL / PART NO.	DESCRIPTION	FOOT OPTIONS / PART NO.
17" LG4001-71000000	Universal Mtg. Standard SS LH Leg	<b>4.5" STANDARD SS</b> LG0078-01 - Kit w/Axle 50616001 - Shoe Only
17" LG4001-72000000	Universal Mtg. Standard SS RH Leg (Gear)	
17" LG4003-71000000	Universal Mtg. Low Profile SS LH Leg	<b>2" LOW-PROFILE SS</b> LG0079-02 - Kit w/Axle 50616008 - Shoe Only
17" LG4003-72000000	Universal Mtg. Low Profile SS RH Leg (Gear)	
17" LG400B-71000000	Universal Mtg. RCF SS LH Leg	<b>REMOVABLE CUSHION FOOT</b> LG0048-01
17" LG400B-72000000	Universal Mtg. RCF SS RH Leg (Gear)	
19" LG4001-91000000	Universal Mtg. Standard SS LH Leg	<b>4.5" STANDARD SS</b> LG0078-01 - Kit w/Axle 50616001 - Shoe Only
19" LG4001-92000000	Universal Mtg. Standard SS RH Leg (Gear)	
19" LG4003-91000000	Universal Mtg. Low Profile SS LH Leg	<b>2" LOW-PROFILE SS</b> LG0079-02 - Kit w/Axle 50616008 - Shoe Only
19" LG4003-92000000	Universal Mtg. Low Profile SS RH Leg (Gear)	
19" LG400B-91000000	Universal Mtg. RCF SS LH Leg	<b>REMOVABLE CUSHION FOOT</b> LG0048-01
19" LG400B-92000000	Universal Mtg. RCF SS RH Leg (Gear)	

**LEAD TIME:** For trailer load orders - 3-4 weeks (440 legs per load). For smaller orders - immediate warehouse availability.









**ORIGINAL SERVICE PARTS DESIGNED TO KEEP YOU ROLLING**



# ATLAS 65™

SUPERB LIFTING AND LOAD CARRYING  
PERFORMANCE FEATURES

**CAPACITIES:**  
LIFTING - 65,000 lbs.  
LOAD - 170,000 lbs.  
SIDE LOAD - 34,000 lbs.

TRAVEL	PART NO.	DESCRIPTION	FOOT OPTIONS / PART NO.
17"	1025300006460	Universal Mtg. Standard SS LH Leg	 <b>4.5" STANDARD SS</b> LG0078-01 - Kit w/Axle 50616001 - Shoe Only
17"	1025300006450	Universal Mtg. Standard SS RH Leg (Gear)	
17"	1025300006620	Universal Mtg. Low Profile SS LH Leg	 <b>2" LOW-PROFILE SS</b> LG0079-02 - Kit w/Axle 50616008 - Shoe Only
17"	1025300006610	Universal Mtg. Low Profile SS RH Leg (Gear)	
17"	1025300007030	Universal Mtg. RCF SS LH Leg	 <b>REMOVABLE CUSHION FOOT</b> LG0048-10
17"	1025300007040	Universal Mtg. RCF SS RH Leg (Gear)	
19"	1025300006520	Universal Mtg. Standard SS LH Leg	 <b>4.5" STANDARD SS</b> LG0078-01 - Kit w/Axle 50616001 - Shoe Only
19"	1025300006530	Universal Mtg. Standard SS RH Leg (Gear)	
19"	1025300006410	Universal Mtg. Low Profile SS LH Leg	 <b>2" LOW-PROFILE SS</b> LG0079-02 - Kit w/Axle 50616008 - Shoe Only
19"	1025300006420	Universal Mtg. Low Profile SS RH Leg (Gear)	
19"	1025300008670	Universal Mtg. RCF SS LH Leg	 <b>REMOVABLE CUSHION FOOT</b> LG0048-10
19"	1025300008680	Universal Mtg. RCF SS RH Leg (Gear)	

**LEAD TIME:** For trailer load orders - 3-4 weeks (440 legs per load). For smaller orders - immediate warehouse availability.



102530 0000000

For assistance with configuring ATLAS 65™ part numbers with other options and accessories, contact SAF-HOLLAND customer service.

ATLAS 65 Model	Mounting	Shafts	Footware	Travel	Leg Assy	Grease
	<b>Description</b> Univ. MT. - 66" Conv. MT. - 66" I-Beam MT. - 66" Reverse MT. - 66" Univ. MT. - 53" Conv. MT. - 53" I-Beam MT. - 53" Reverse MT. - 53"	<b>Description</b> Universal Reverse I-Beam Conventional I-Beam - 10"	<b>Description</b> No Footware Sandshoe - 4.5"x10"x10" Sandshoe - 4.5"x10"x12" Sandshoe - 2"x10"x10" Sandshoe - 2"x10"x12" R. C. F. - No Footware R. C. F. - 10"x10" Sandshoe HD - 4.5"x12"x12" R. C. F. - 12"x12" R. C. F. - 10"x10" Heavy Duty 10"x10" Low Profile R. C. F.	<b>Description</b> 13.50" 15.50" 17" 19" 17" MRL	<b>Description</b> Sets Left-Hand Right-Hand	<b>Description</b> Standard Pack NoLube (Permanently Lubricated)

Universal mounting model provides longer shift and jack shafts to accommodate both conventional and reverse mount replacements.

**CALL TODAY! 800.876.3929**



# MARK V™

THE LANDING GEAR THAT EXCEEDS THE STANDARDS FOR STRENGTH, DURABILITY, AND EASE OF LIFT.

**CAPACITIES:**  
**LIFTING - 62,500 lbs.**  
**LOAD - 200,000 lbs.**  
**SIDE LOAD - 32,000 lbs.**



LEG PART NUMBERS  
(STANDARD CONFIGURATIONS)

TRAVEL	PART NO.	DESCRIPTION	FOOT OPTIONS / PART NO.
16.5"	LGS-3A105	Universal Mtg. Standard SS Set	 <b>4.5" SAND SHOE</b> RK-V-105 - Kit w/Axle 50616000 - Shoe Only
16.5"	XA-S9-3A105	Universal Mtg. Standard SS LH Leg	
16.5"	XA-S8-311105	Universal Mtg. Standard SS RH Leg (Gear)	 <b>SELF-LEVELING</b> 50616018 - Shoe Only
16.5"	LGS-3A001	Universal Mtg. Self-Leveler SS Set	
16.5"	XA-S9-3A001	Universal Mtg. Self-Leveler SS LH Leg	 <b>4.5" SAND SHOE</b> RK-V-105 - Kit w/Axle 50616000 - Shoe Only
16.5"	XA-S8-3A001	Universal Mtg. Self-Leveler SS RH Leg (Gear)	
18.7"	LGS-5A105	Universal Mtg. Standard SS Set	 <b>SELF-LEVELING</b> 50616018 - Shoe Only
18.7"	XA-S9-5A105	Universal Mtg. Standard SS LH Leg	
18.7"	XA-S8-5A105	Universal Mtg. Standard SS RH Leg (Gear)	 <b>4.5" SAND SHOE</b> RK-V-105 - Kit w/Axle 50616000 - Shoe Only
18.7"	LGS-5A001	Universal Mtg. Self-Leveler SS Set	
18.7"	XA-S9-5A001	Universal Mtg. Self-Leveler SS LH Leg	 <b>SELF-LEVELING</b> 50616018 - Shoe Only
18.7"	XA-S8-5A001	Universal Mtg. Self-Leveler SS RH Leg (Gear)	

**LEAD TIME:** For trailer load orders - 3-4 weeks (440 legs per load). For smaller orders - immediate warehouse availability.

## HARDWARE OPTIONS:

LG0094

CROSS SHAFT

50644015

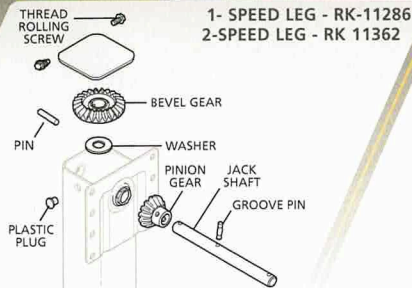
CRANK HANDLE

LG2790

HARDWARE KIT

NOTE: Mark V Sets come with standard accessories kit

### RK-11286 & RK-11362



BEVEL AND PINION GEAR KIT

### RK-11287



GEAR BOX REPAIR KIT

**Capacity**

No.	Description
S	Standard
H	Heavy duty

**Capacity**

No.	Description
S	Standard
H	Heavy duty

**Leg Speed**

No.	Description
8	Two-Speed
9	Single Speed

**Travel**

No.	Distance
0	12.5"
1	13.5"
2	15.0"
3	16.5"
4	17.6"
5	18.7"
Z	Special

**Mounting**

No.	Description
A	Universal
B	Inside
C	Outside
D	I-Beam
F	Extended I-Beam
Z	Special

**Axle Type**

No.	Type
0	No Axle
1	Standard
3	Solid Axle
Z	Special

### Foot Type

No.	Foot Type	Description
01	Self-Leveling	DIA 12"
02	Shock-Foot	DIA 10"
03	Wheels	DIA 9"
05	Std. Skid Foot	4.5"x12"x11.5"
06	Skid Foot	5.0"x12"x17"
07	Skid Foot	5.0"x12"x23"
08	Big Skid Foot	5.0"x14"x19"
09	Wheels & SF	3.8"x16"x11.5"

No.	Foot Type	Description
10	No Footware	
12	HD Self-Leveling	14" x 14"
13	Low Profile SF	2.0" x 12" x 11.5"
14	Cushion Foot	2.4" x 10" x 11.5"
15	Wt. Saver SF	3.8" x 10" x 11.5"
23	Low Pro. Wt. Svt.	2.0" x 10" x 11.5"
24	R.C.F.	2.9" x 11.4" x 11.4"

### Grease / Fittings

No.	Grease	Fittings
0	Standard	Standard
1	Low Temp	Standard
2	Standard	65°
3	Low Temp	65°
4	Standard	90°
5	Low temp	90°
6	5 Yr. Warranty-No Maint.	
7	10 Yr. Warranty-No Maint.	

Universal mounting model provides longer shift and jack shafts to accommodate both conventional and reverse mount replacements.

REBUILD AND HARDWARE KITS

LEG PART NUMBER ORDER GUIDE  
(OPTIONAL CONFIGURATIONS)

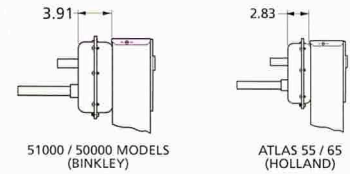


# REBUILD KITS

SAVE TIME AND MONEY WITH THESE HOLLAND ORIGINAL PARTS REBUILD KITS FOR NON-PRODUCTION MODELS


## QUICK TIP

NOT SURE WHICH MODEL YOU HAVE?  
- MEASURE GEARBOX DEPTH

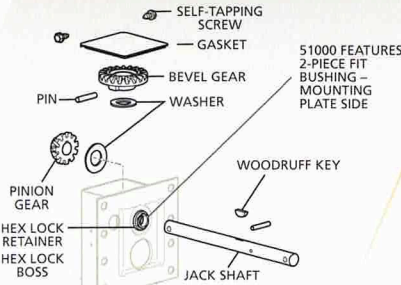


### 51000 SERIES

NON-PRODUCTION  
(Formerly Binkley)

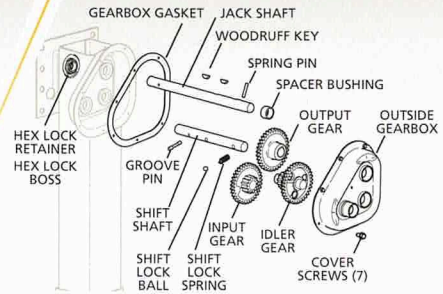


### RK-11288



BEVEL AND PINION GEAR KIT

### RK-11289



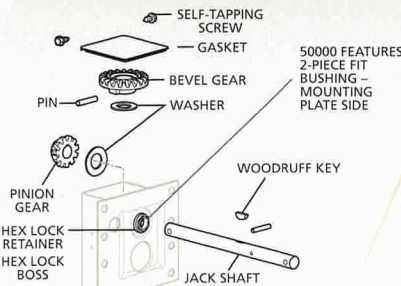
GEAR BOX REPAIR KIT

### 50000 SERIES

NON-PRODUCTION  
(Formerly Binkley)

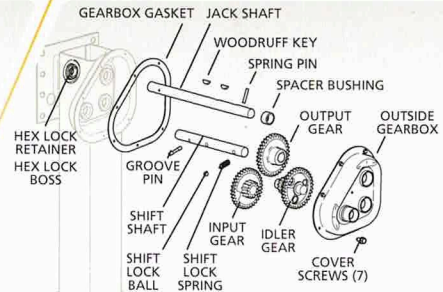


### RK-11284



BEVEL AND PINION GEAR KIT

### RK-11285



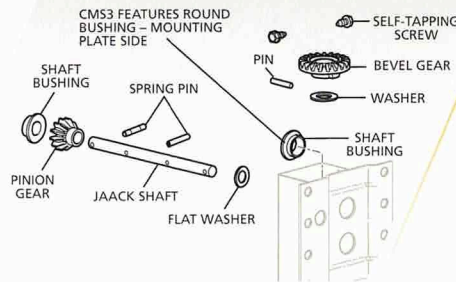
GEAR BOX REPAIR KIT

### CMS3

NON-PRODUCTION  
(Formerly  
Austin-Westran)

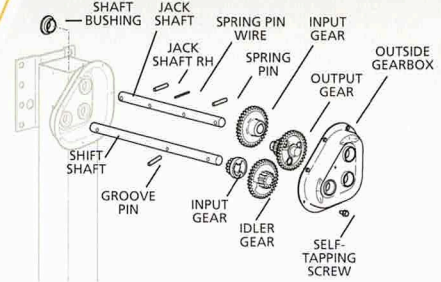


### RK-11321



BEVEL AND PINION GEAR KIT

### RK-11322



GEAR BOX REPAIR KIT

safholland.com

SAF-HOLLAND, Inc.

888.396.6501 Fax 800.356.3929

SAF-HOLLAND Canada Limited

519.537.3494 Fax 800.565.7753

Western Canada 604.574.7491 Fax 604.574.0244



SAF-HOLLAND, Inc. 2017-03-06 - Amendments and errors reserved ©SAF-HOLLAND, Inc. SAF-HOLLAND Original Parts, and HOLLAND are trademarks of SAF-HOLLAND S.A., SAF-HOLLAND GmbH, and SAF-HOLLAND, Inc.